



# Year-end accounts, 2020

Ottery St Mary Parish Church ONLY

(excludes Wiggaton, Bell-ringers, Flowers)

# RECEIPTS

## Financial Statement for the Year Ended 31 December 2020

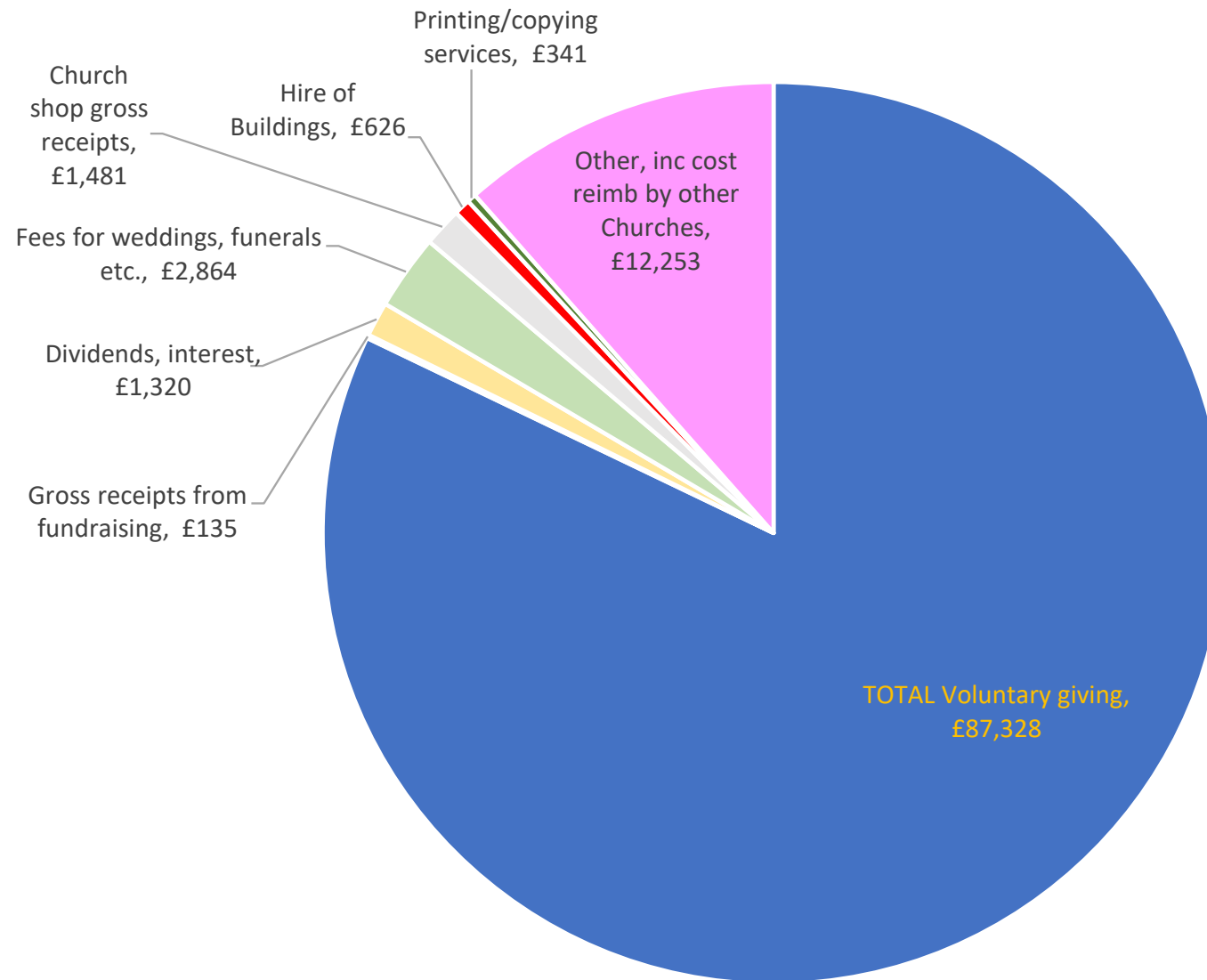
*Receipts and Payments Accounts, Ottery St Mary Parish Church (Unconsolidated\*\*)*

Receipts		Note	Unrestricted	Restricted	Endowment	Total	2019
<u>Income and Endowments</u>							
	<i>Income from Charitable Activities</i>		<i>3831</i>			<i>3831</i>	<i>9614</i>
I.202	Diocesan fees		2864			2864	7484
I.204	Hire of church buildings		8			8	1236
I.204a	Winter heating supplement		618			618	
I.203	Printing & stationery income		341			341	893
	<i>Income from Donations and Legacies</i>		<i>87328</i>	<i>9391</i>		<i>96719</i>	<i>110301</i>
I.413	Tax-efficient planned giving		50054			50054	53750
I.410	Other planned giving		7767			7767	9501
I.401	Cash collections at church services		1076	66		1142	7993
I.402	Donations		5551	150		5701	9610
I.403	Gift Aid from HMRC		16434			16434	21395
I.407	Grants		4246	9175		13421	8052
I.408	Legacies		2200			2200	
	<i>Income from other trading activities</i>		<i>1616</i>			<i>1616</i>	<i>27504</i>
I.201	Church shop receipts		1481			1481	5058
I.602	Fetes, bazaars, other fund-raising events		135			135	22447
	<i>Investment income</i>		<i>1320</i>	<i>42</i>		<i>1361</i>	<i>1254</i>
I.803	Interest received		1320	42		1361	1254
	<i>Other incoming resources</i>		<i>12253</i>			<i>12253</i>	<i>6512</i>
I.806	Other receipts		5828			5828	
I.806a	Reimbursement of costs from other churches		6425			6425	6512
TOTAL RECEIPTS			106348	9433		115780	155184

# Payments

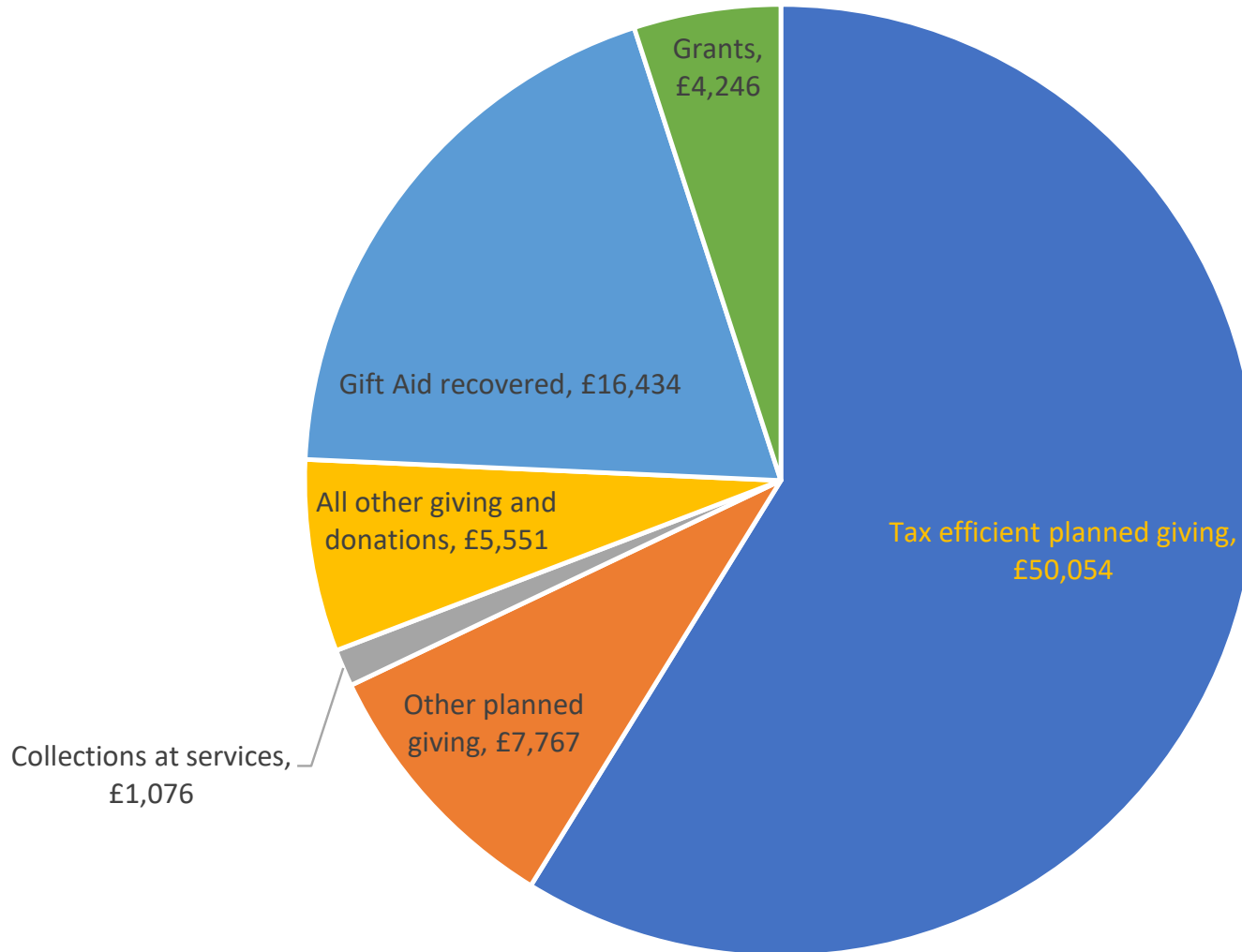
	Payments	Note	Unrestricted	Restricted	Endowment	Total	2019
	<u>Charitable activities</u>						
	<i>Charity management &amp; administration</i>		78	2		80	196
E.203	Bank and transaction fees		31	2		33	198
E.207	Independent examination of accounts		47			47	
	<i>Charity running costs</i>		353			353	374
ER.301	Cleaning materials		79			79	93
ER.308	Printing & stationery costs		274			274	281
	<i>Church running costs</i>		11408	199		11607	14256
EC.312	Church electricity and gas		6957			6957	9329
EC.304	IT licences & support		368			368	657
EC.304a	Legal & associated subscriptions etc		469			469	519
EC.304b	Printer lease & printing charges		1855			1855	1750
EC.313	Church routine repairs		716	199		915	856
EC.309	Church telecoms		810			810	899
EC.311	Church water/sewage		232			232	247
ER.305	Insurance						
EG.313	<i>Clergy Expenses</i>		5194			5194	6394
	<i>Cost of services</i>		114	622		736	475
ES.315	Organ / Piano Tuning & Repair			500		500	
ES.317	Wine / Wafers / Candles / Choir music		114	122		236	475
E.321	<i>Cost of catering</i>		119			119	982
E.320	<i>Costs of church shop</i>		278			278	2447
E.318	<i>Diocesan Quota (Common Fund)</i>		74255			74255	84000
	<i>Employee costs</i>		14052			14052	16691
E.319	Employees		13520			13520	
E.319a	Self-employed, honoraria		533			533	16691
	<i>Grants</i>		98	448		545	11941
E.800a	Mission & evangelism			255		255	4940
E.800	Donations to other charities		98	193		290	7001
E.324	<i>Training</i>		90			90	
EF.510	<i>Fundraising expenses</i>		702			702	9781
E.350	<i>New building work to the church</i>		925	6584		7509	4280
EO.700	<i>Other outgoings</i>		57	107		164	518
	<b>TOTAL EXPENSES</b>		<b>107724</b>	<b>7961</b>		<b>115686</b>	<b>152335</b>

# RECEIPTS 2020

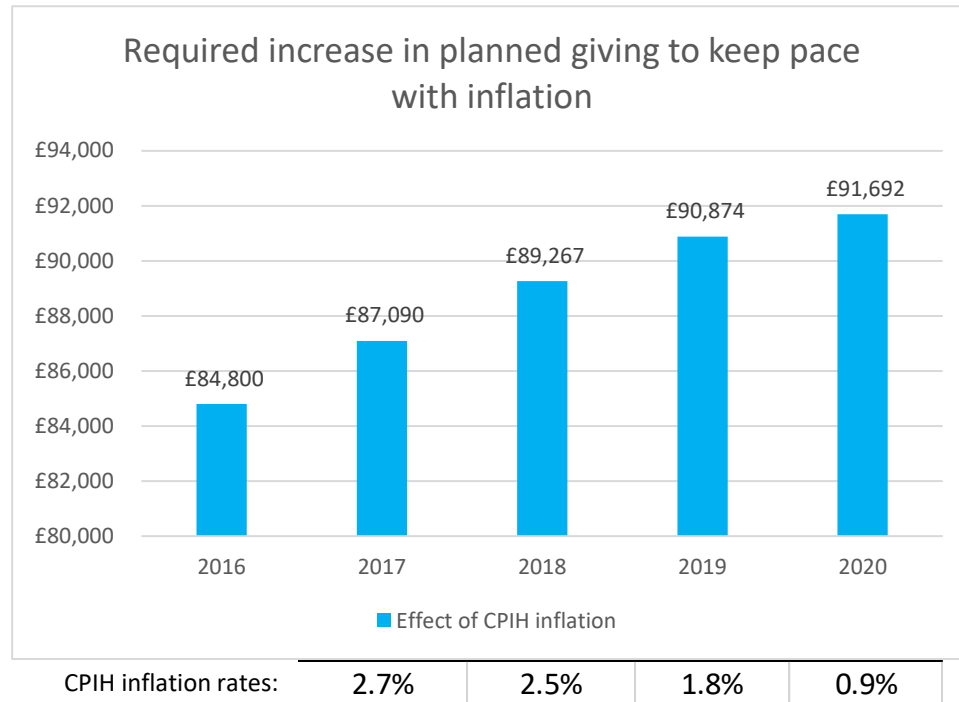


# Breakdown of Giving,

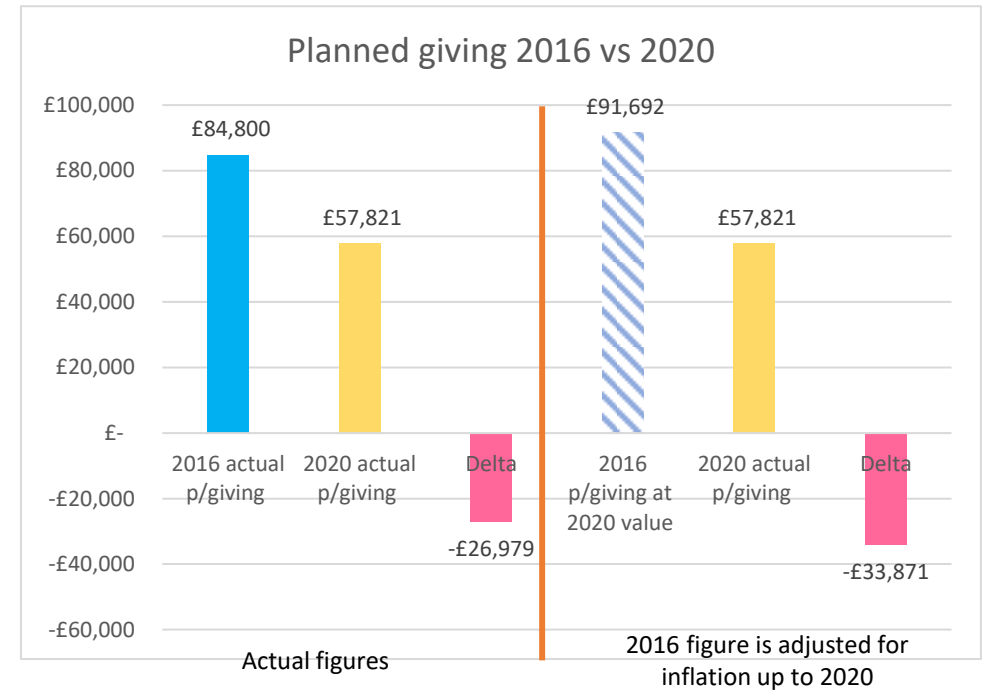
+grants and Gift Aid



# Planned giving: 2016 vs 2020



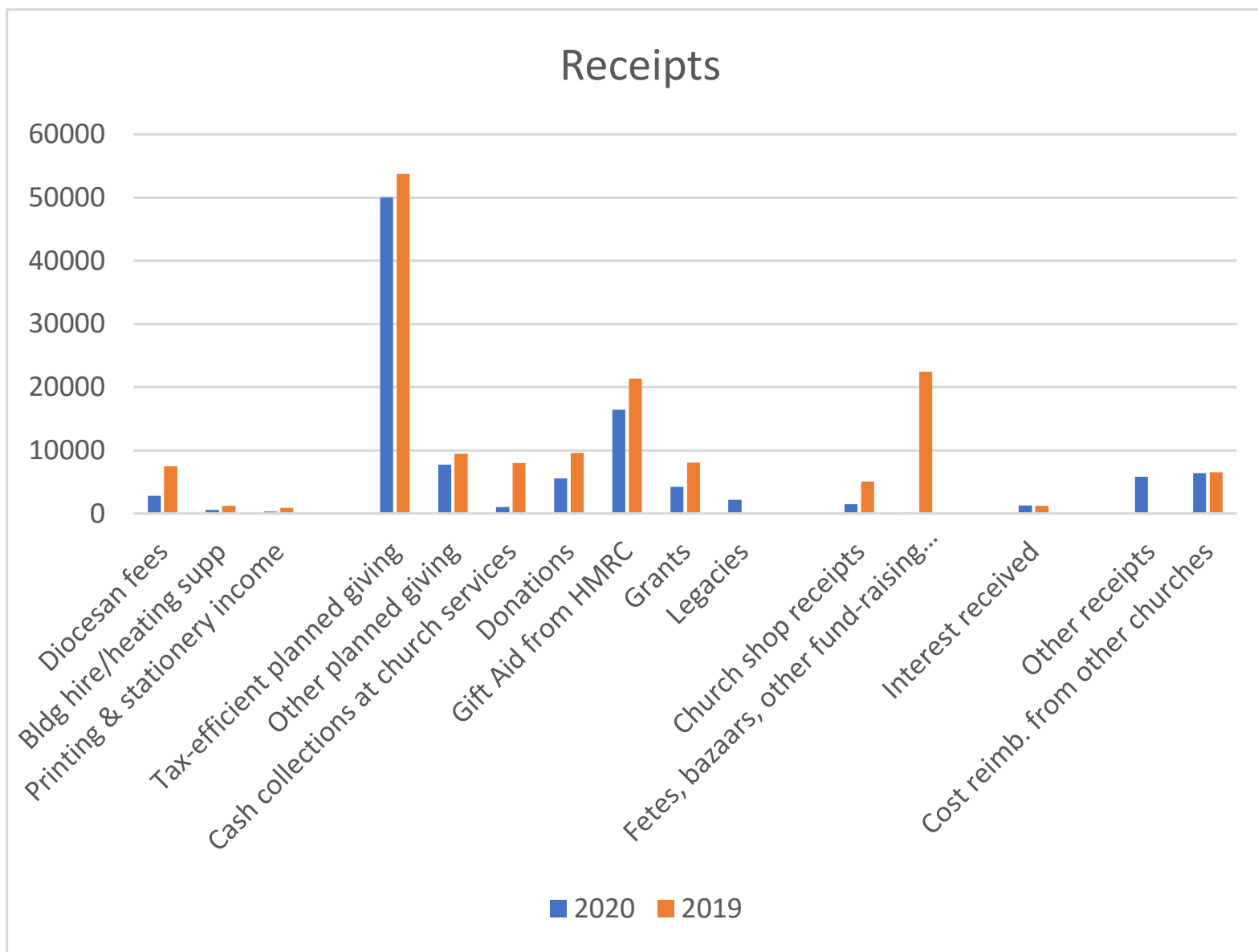
This graph shows the required increase in planned giving after 2016 *just to keep pace with inflation*. £84,800 was given in 2016, to keep pace with inflation, this would have needed to rise to £91,692 by 2020



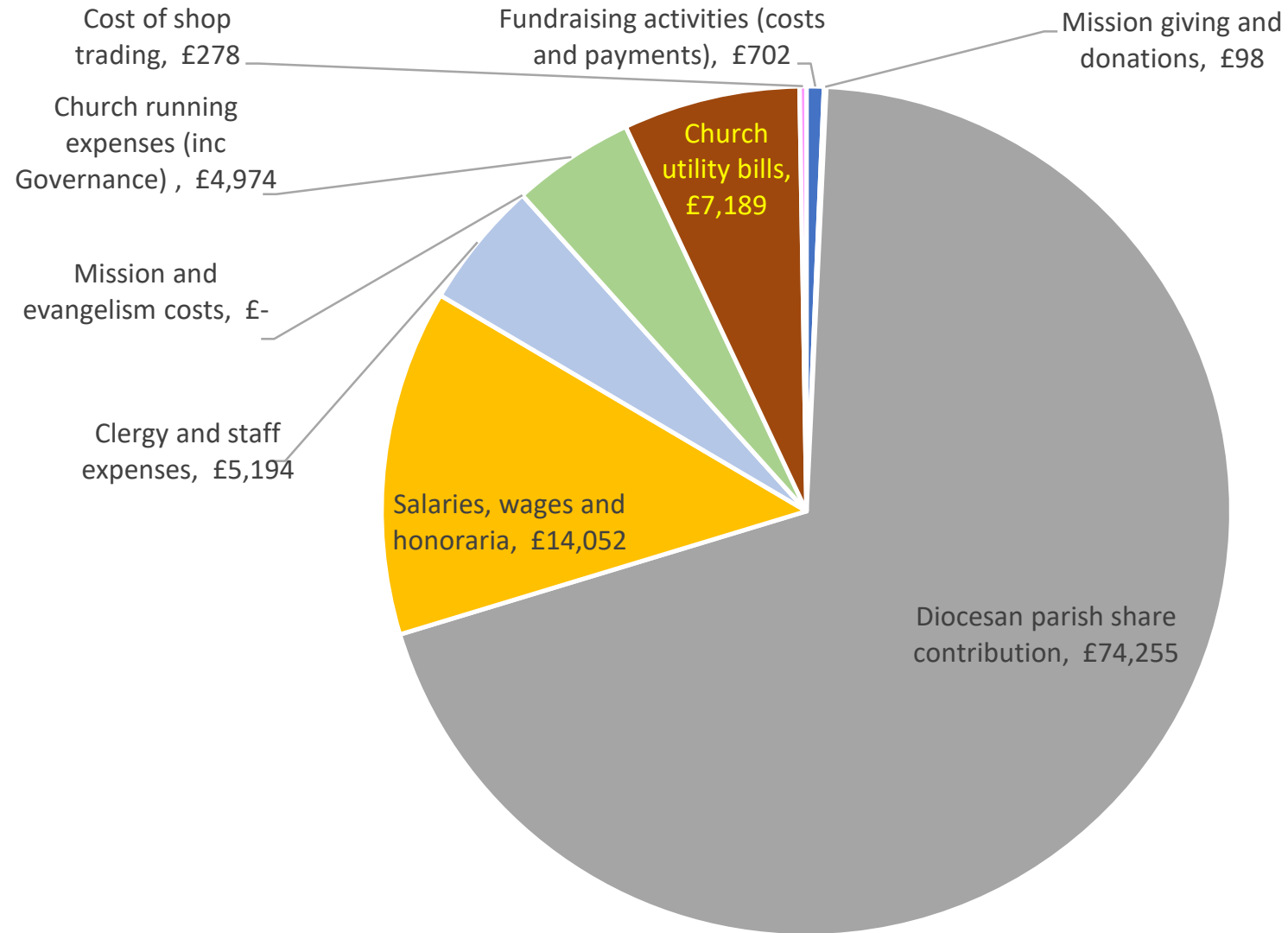
This graph shows

- (left hand side) - the comparison between 2016 and 2020 actual planned giving, and the difference;
- (right hand side) – the 2016 planned giving figure, adjusted for inflation up to 2020, and the actual 2020 planned giving figure; and the difference

# RECEIPTS – 2020 v 2019



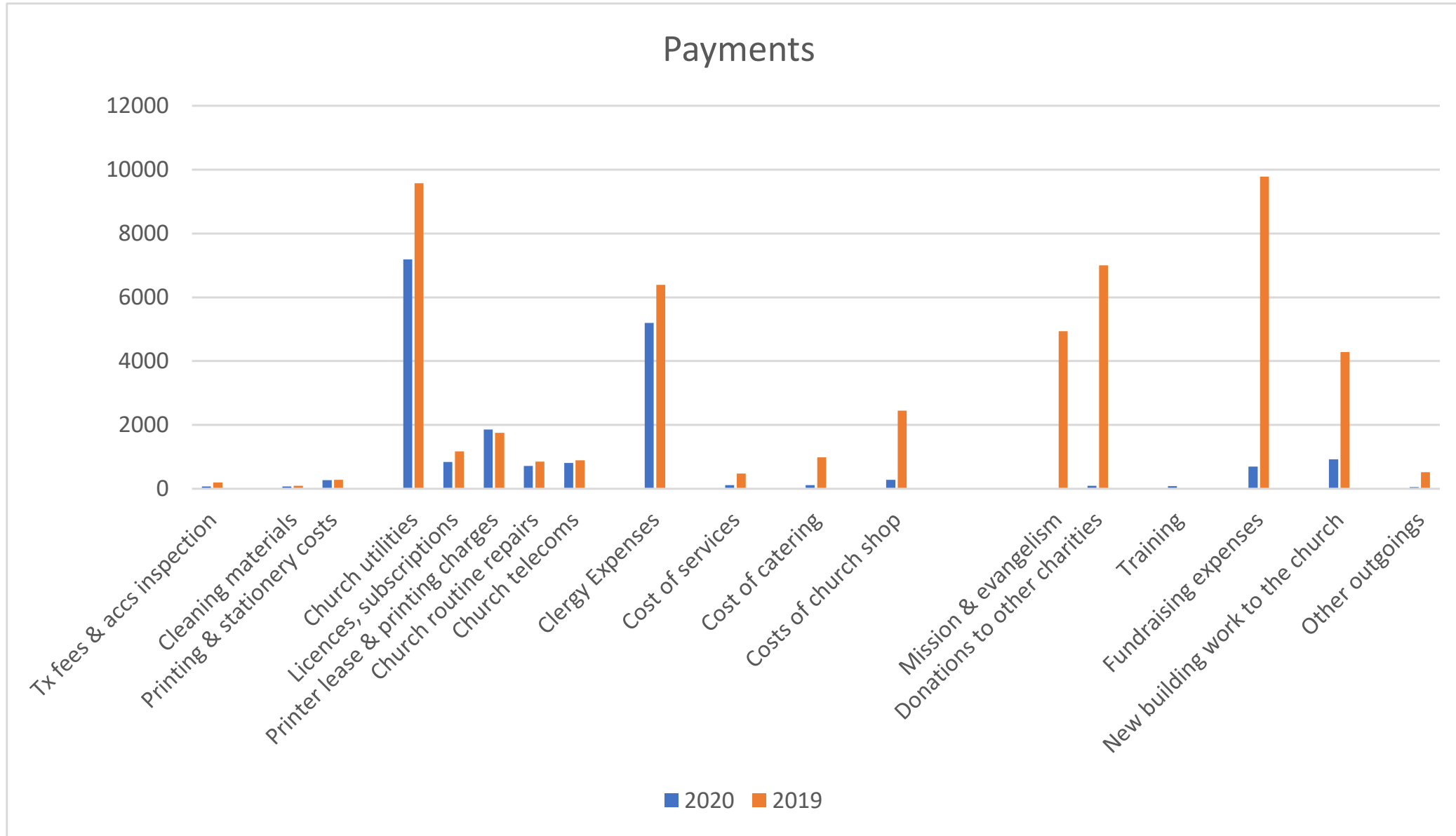
# Payments - 2020





# PAYMENTS – 2020 v 2019

Note: graph excludes  
Common Fund



Common Fund  
2020: £74,255  
(request was  
£89,844)  
2019: £84,000